
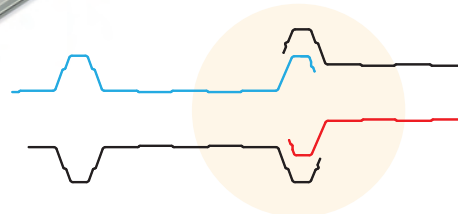


ITP H40 e H40 Pda/1000

[5 greche/Ribs] Passo greche / Ribs step 250 mm
Modulo utile / Working width 1000 mm

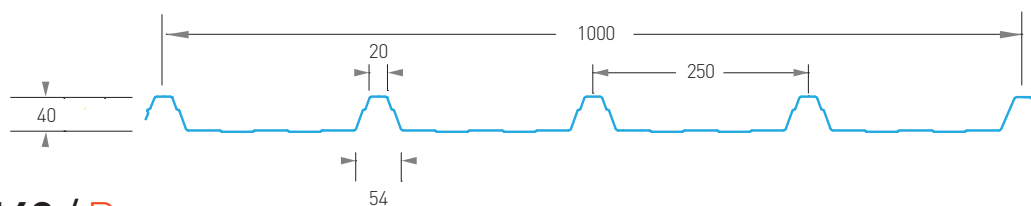


Particolare del giunto / Joint view

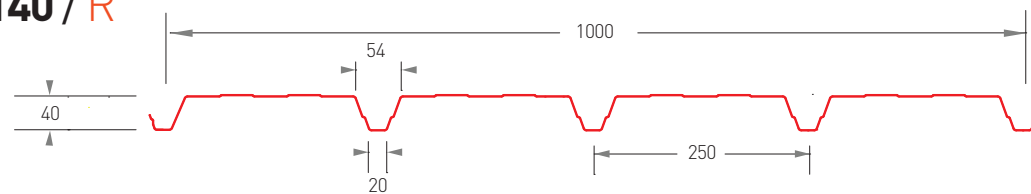


ITP H40 / D

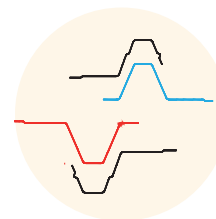
DISEGNO TECNICO - TECHNICAL DRAWING



ITP H40 / R

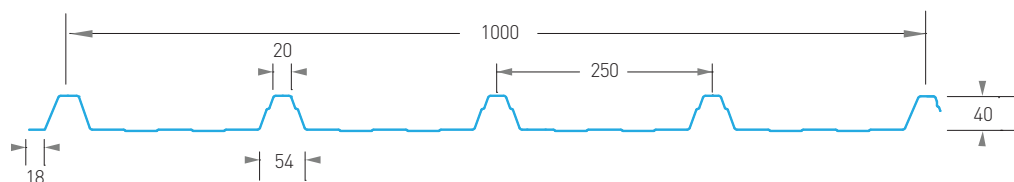


Particolare del giunto / Joint view



ITP H40 PdA / D

DISEGNO TECNICO - TECHNICAL DRAWING



ITP H40 PdA / R

DISEGNO TECNICO - TECHNICAL DRAWING

