


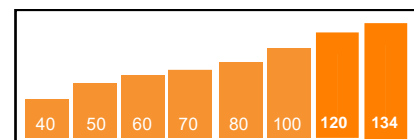
PENTA R6 CURVO

Raggio 6,00 metri - 6 meters radius



Poliuretano - Polyurethane



Sviluppo massimo pannello 6,70 metri



PARTICOLARE DEL GIUNTO



- Spessore (mm)
- Thickness
- Plattenstärke
- Epaisseur

Spessore nominale (mm)	Trasmittanza Termica in Accordo UNI EN 14509 rev.1 A.10.4 (A.30) U(W/m ² K)	Coefficiente di Trasmissione Termica Medio Iniziale in Accordo EN ISO 6946 K (W/m ² K)
40	0,56	0,47
50	0,45	0,38
60	0,38	0,32
70	0,32	0,29
80	0,28	0,24
100	0,22	0,20
120	0,19	0,16
134	0,17	0,15

DISEGNO TECNICO PENTA R6

